

GE
Lighting Solutions

Tetra[®] EdgeStrip

LED Lighting System

Light cabinet signs from the edge.



imagination at work

Tetra[®] EdgeStrip

Lighting from the Edge!

New Tetra EdgeStrip is engineered to install easily around the edge of signs with a 3 to 6 inch can depth. Perfect for single or double-sided signs, Tetra EdgeStrip delivers money-saving advantages over T8 fluorescent tubes while producing outstanding visual performance that protects end-user brand image. Discover the new LED alternative that can handle shallow cabinet signs— Tetra EdgeStrip.

Cover any angle or curved shape with uniform LED light.

Tetra EdgeStrip is designed to fit into the frame of cabinet signs, meaning that curved, angular or custom shaped signs can now benefit from LED technology! Unlike fluorescent tubes, that are hard to fit into unique signs and create shadows and stripping, Tetra EdgeStrip can tightly follow the contour of the sign's frame and distribute uniform light to every inch of the sign face. Protect the brand image of your business by using Tetra EdgeStrip LED lighting system in your sign!



Cover off



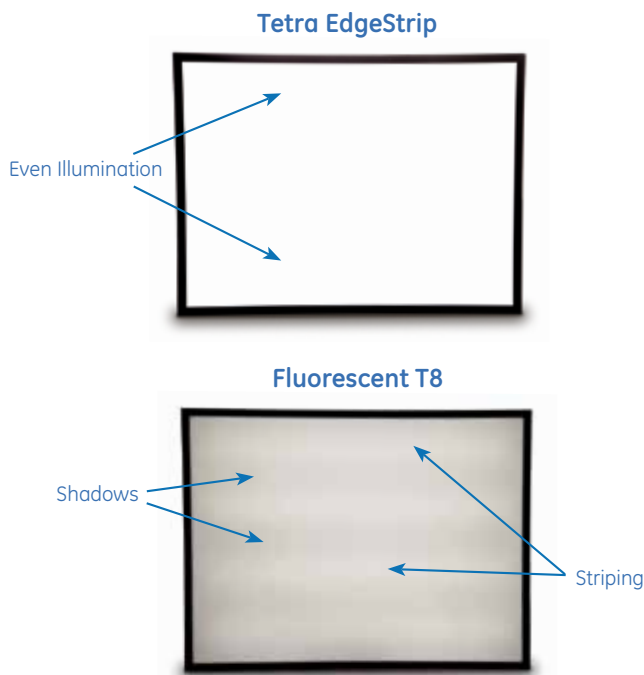
Cover on



Don't settle for the *performance limitations* of T8 Fluorescent tubes.

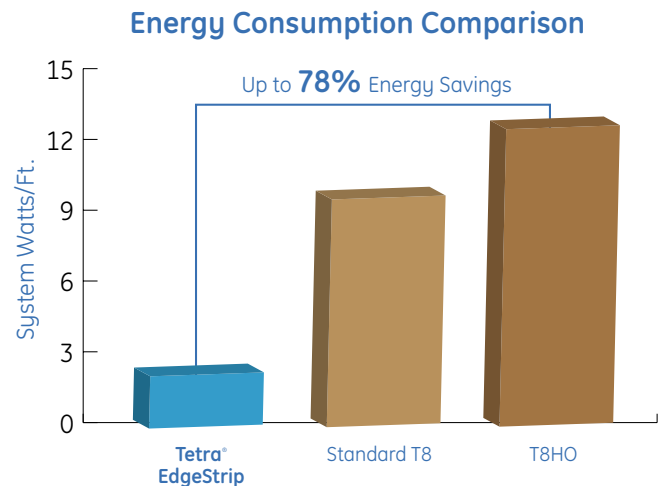
Enhance your brand image.

Tetra EdgeStrip uses GE's patented lens technology, OptiLens™ which captures otherwise wasted light and redirects it towards the illuminated surface to create an exceptionally uniform sign.




Impressive Energy Savings.

When you make the switch from T8 Fluorescent tubes to the advanced technology of Tetra EdgeStrip, you give up some brightness for the exceptional uniformity and impressive energy savings of LED. This superior efficiency produces energy savings up to an incredible 78%. Imagine the positive impact that will have on your bottom-line over the long life of the system.



T8 fluorescent tubes can create an unwanted "striping" effect where the space between the tubes appears darker. This visual distraction sends the wrong message about your business, and undermines your overall brand image.



Components

SKU	Description	Package Quantity
GEWHBIP2	Tetra® EdgeStrip, 7100K	32 modules
GEWWBIP2-50K	Tetra® EdgeStrip, 5000K	32 modules
GEWWBIP2-41K	Tetra® EdgeStrip, 4100K	32 modules
GEWWBIP2	Tetra® EdgeStrip, 3200K	32 modules
9409	18 AWG Supply Wire (0.82 mm ²)	500 ft (152.40 m)/spool
191600041	22-14 AWG Twist-on Wire Connector (0.33-2.08 mm ²)	500/bag
192160004	18-14 AWG In-Line connectors (IDC) (0.82-2.08mm ²)	500/bag

Technical Specifications

Specification Item	Tetra EdgeStrip															
Typical Brightness (lumens/module)	7100K & 5000K: 200 4100K & 3200K: 150															
Color Temperature	7100K, 5000K, 4100K, 3200K															
LED/ft. (meters)	2 LEDs/ft. (~7 LEDs/m)															
LEDS/Module	2															
Modules/Foot	1															
Lumens/Watt	7100K & 5000K: 83 4100K & 3200K: 63															
Viewing Angle	10 x 80 Degrees															
Cutting Resolution	Cut between any 2 modules															
Power Supply	GEPS24-20 Input: 90-264VAC; Output: 24VDC GEPS24-80 Input: 108-264VAC; Output: 24VDC GEPS24-100U Input: 108-305VAC; Output: 24VDC GEPS24W-80 Input: 90-264VAC; Output: 24VDC GEPS24-180U Input: 90-305VAC; Output: 24VDC															
Maximum Loading per Power Supply	20W Power Supply: 7 ft./2.13 m (7 modules) 80W Power Supply: 30 ft./9.15 m (30 modules) 100W Power Supply: 37 ft./11.28 m (37 modules) 180W Power Supply: 33 ft./10.06 m (33 modules) per output bank, 66 ft./20.12 m (66 modules) per power supply															
Maximum Supply Wire Limits	<table border="0"> <tr> <td>80W, 100W, 180W</td> <td>20W</td> <td>Supply Wire Gauge</td> </tr> <tr> <td>20 ft. (6.1 m)</td> <td>120 ft. (36.6 m)</td> <td>18AWG/0.82mm² supply wire - 9409</td> </tr> <tr> <td>25 ft. (7.6 m)</td> <td></td> <td>16AWG/1.31mm² supply wire</td> </tr> <tr> <td>35 ft. (10.6 m)</td> <td></td> <td>14AWG/2.08mm² supply wire</td> </tr> <tr> <td>40 ft. (12.1 m)</td> <td></td> <td>12AWG/3.31mm² supply wire</td> </tr> </table> <p>Wiring to be installed in accordance with Article 725 of the National Electric code (NEC).</p>	80W, 100W, 180W	20W	Supply Wire Gauge	20 ft. (6.1 m)	120 ft. (36.6 m)	18AWG/0.82mm ² supply wire - 9409	25 ft. (7.6 m)		16AWG/1.31mm ² supply wire	35 ft. (10.6 m)		14AWG/2.08mm ² supply wire	40 ft. (12.1 m)		12AWG/3.31mm ² supply wire
80W, 100W, 180W	20W	Supply Wire Gauge														
20 ft. (6.1 m)	120 ft. (36.6 m)	18AWG/0.82mm ² supply wire - 9409														
25 ft. (7.6 m)		16AWG/1.31mm ² supply wire														
35 ft. (10.6 m)		14AWG/2.08mm ² supply wire														
40 ft. (12.1 m)		12AWG/3.31mm ² supply wire														
Energy Consumption	Strip: 2.40 W/module, System: 2.88 W/module															
Operating Environment	-40 °C to +60 °C															
Module Dimensions	0.83 x 5.91 x 1.30 inches (21x150x33mm)															
Sign Dimensions	For best results minimum can depth is 3 inches															
Warranty	GE offers a limited system warranty of up to five (5) years															
System Certifications	UL Recognized #E219167, UL Classified #E229508, CSA Approved #216319, CE, C-tick, RoHS, IP66 rated: separate enclosure required, damp location rated															



GE Lighting Solutions • 1-888-MY-GE-LED • www.gelightingsolutions.com
1-888-69-43-533

GE Lighting Solutions, LLC is a subsidiary of the General Electric Company. Tetra is a trademark of GE Lighting Solutions, LLC. The GE brand and logo are trademarks of the General Electric Company. VHB is a trademark of the 3M company. © 2011 GE Lighting Solutions, LLC. Information provided is subject to change without notice. All values are design or typical values when measured under laboratory conditions.